

# CS-W45

## 4U GPU Tower / Rack-Mountable Chassis



The Ablecom **CS-W45** is a versatile **4U GPU tower and rack-mountable chassis**, engineered to support the latest high-performance computing demands.


With optimized space for up to four double-width GPUs, multiple swappable storage bays, and robust cooling design, the CS-W45 delivers the flexibility, scalability, and reliability required for today's AI, data center, and storage server applications.

### Benefits



#### Flexible Deployment

Convertible design supports both **tower and rackmount** form factors, offering maximum installation flexibility.



#### GPU-Optimized Performance

8 full-height/full-length expansion slots enable up to **4 double-width GPUs**, meeting AI and HPC demands.



#### Enhanced Cooling

Equipped with **7 high-efficiency PWM fans**, ensuring reliable thermal management for GPU-intensive systems.



#### Scalable Storage

8 swappable 3.5" trays plus additional drive bays provide **enterprise-grade expandability**.



#### Reliable Power Options


Supports PS/2 ATX power supplies up to **1200W/2500W**, ensuring stable operation under heavy workloads.



#### Secure & Service-Friendly

Intrusion switch, front door key lock, and tool-less options simplify maintenance and improve system security.

### Application




#### Artificial Intelligence & Deep Learning

Up to 4 double-width GPUs



#### Data Center & Cloud Computing

8 hot-swappable 3.5" drive trays



#### Intelligent Surveillance

Expandable GPU and storage capacity

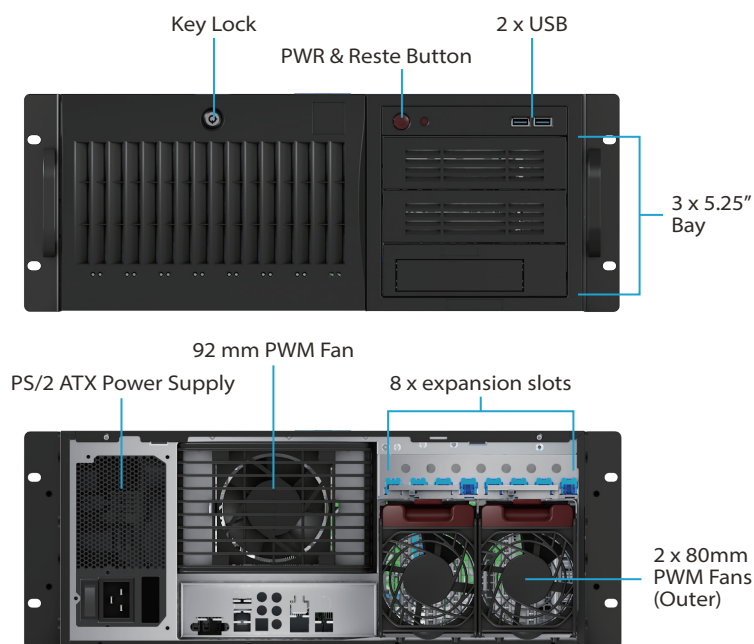


#### Enterprise Storage & HPC

Multiple processors and E-ATX

## Features

- Support Tower and Rackmount Type
- Support for Mini-ITX, Micro-ATX, ATX, E-ATX motherboard
- 8 x 3.5" swappable SAS/SATA HDD Tray
- 8 x Full-Height/Full-Length expansion slots optimized for 4 x double width GPU solution
- Support PS/2 ATX Power Supply



## Specifications

<b>M/B Form Factor</b>	Mini-ITX, Micro-ATX, ATX, E-ATX motherboard
<b>Dimension ( WxDxH )</b>	178 x 647 x 452 mm ( 7.0" x 25.5" x 17.8" )
<b>Color</b>	Black
<b>Processor Support</b>	Single and Dual Intel/AMD Processors
<b>Drive Bay</b>	External : 8 x 3.5" Swappable SAS/SATA Drive Tray Internal : 3 x 5.25" Internal Drive Bay ( 90° Rotatable Drive Cage )
<b>Backplane</b>	8-port 12Gbps SAS/SATA to 2-port Mini-SAS HD with SGPIO
<b>Expansion Slot</b>	8 x Full-Height/Full-Length
<b>System Cooling</b>	4 x 80mm Swappable PWM Fans ( Middle ) 1 x 92mm PWM Fans ( Rear ) 2 x 80mm PWM Fans ( Outer )
<b>Front Panel</b>	2 x USB 3.0 ( Option : USB2.0 )
	1 x Power Button 1 x Reset Button
	1 x Power LED 1 x HDD Activity LED 2 x Network LEDs 1 x Overheat LED 1 x System Fail LED
<b>Security</b>	Intrusion Switch, Front Door Key Lock
<b>Power Supply</b>	PS/2 ATX Power Supply ( D190 x W150 x H86mm, option )
<b>Weight</b>	Net Weight 24.04kg ( 53lbs ) ; Gross Weight 25.4Kg ( 56lbs )
<b>Environment</b>	Operating Temperature : 5° ~ 35°C ( 41° ~ 95°F ) Storage Temperature : -40° ~ 70°C ( -40° ~ 158°F ) Operating Humidity : 8% ~ 90% RH ( non-condensing ) Storage Humidity : 5% ~ 95% RH ( non-condensing )